

NEVER BE LEFT WAITING FOR PARTS!

The **PDE Fitting Kit** provides a comprehensive selection of springs, mounting hardware and alignment components, ensuring you have the resources for any patient's needs. Keep a full selection on hand for convenient use and easy reordering. Whether building a new brace or servicing an existing one, the fit kit offers versatile options to suit all patient requirements.


4 EASY STEPS! ▶

1



FITTING KIT
Start with a new fitting kit with a full library of PDE installation parts.

2



ADJUST
Try different category springs & alignments using parts from the fitting kit

3



RE-ORDER
Re-order the parts you used from the fitting kit. Use our parts guide to help you select the right parts.

Scan here for the parts guide



4



RE-FILL
Re-fill your fitting kit. You are now ready for your next brace and supporting your current patients.

REMEMBER TO

Re-Order Parts

Keep your Fitting Kit up to date by reordering parts after you use them!

See Instructions


Use our PDE Neuromuscular Instructions to help with fabrication, alignment and spring selection

scan for access






PDE Neuromuscular Spring [Flex Options 1 - 5] **1ea**




Anchors For Lamination **2ea**

THERMOPLASTIC FITTING PARTS


REORDER ITEM: #TPAK-1




Long Finish Screws **4ea**




Washers **4ea**



Short Finish Screws **4ea**




Anchors For Plastics **2ea**



Long Finish Screws **4ea**




Introducer Tooling **4ea**




Short Finish Screws **4ea**



Lamination Screws **4ea**



Packing Tool **1ea**



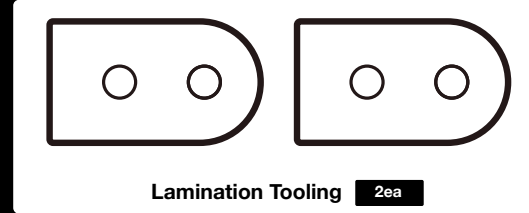
Washers **4ea**

COMPOSITE FITTING PARTS

REORDER ITEM: #TPAK-3



TPAS-1 Alignment Shim Kit **1ea**



Lamination Tooling **2ea**

